

# THE ULTIMATE SCHEDULING PLAYGROUND



Integrate your time clock into your Point of Sale system

## STREAMLINE SCHEDULING

» **Online Schedule Posting** – Avoid calls about schedule inquiries by posting online.

» **Give Management** control over the numbers.

» **Schedule adjustments are immediately sent** to affected employees.

» **GoferMail** – Allow employees to communicate online without giving out their personal information to coworkers.

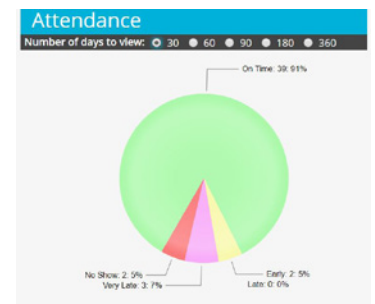


## ADJUST ALERTS

» **Know in real time** who's clocked-in, clocked-out, on break, or late clocking in.

» **Activate Pop-Up Warnings while Scheduling** to alert when boundaries are exceeded: Excess Hours, Excess Shifts, Preference Conflicts. Shift color codes indicate **Excess Hours & Overtime**.

» **Flag Shifts with daily comments.**



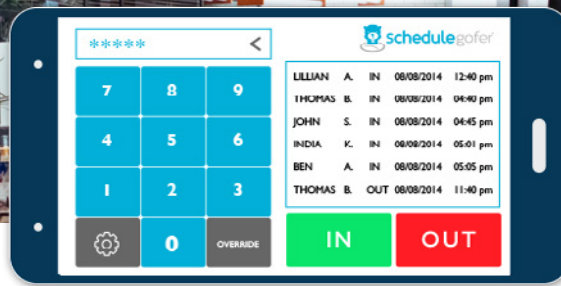
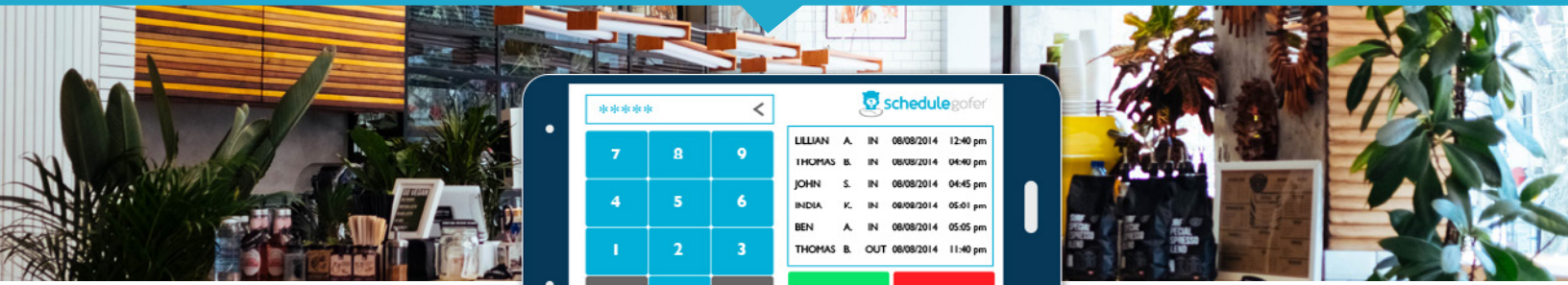
Shift Block Color Key - Select to Activate			
Normal	<input checked="" type="checkbox"/>	Excess Hours	<input checked="" type="checkbox"/>
Excess Shifts	<input checked="" type="checkbox"/>	Overtime	<input checked="" type="checkbox"/>

Unload Truck @ 10 am



## STREAMLINE YOUR SCHEDULING

Contact **Lorren Barrineau**, Chief Executive Gofer  
lorren@schedulegofer.com | (850) 516-6188



Turn any smart device into a time clock

## MONITOR LABOR COSTS

» **Monitor Schedule Cost** while Scheduling.

» **See Actual Schedule Cost vs Projected Cost.** i.e. Daily, Weekly Monthly.

» **Confine clock-in time to schedule time.** Receive immediate notification of off-schedule clock-ins, early or late clock-ins and schedule overrides.

» **Transfer hours and pay rates directly to payroll via csv.**

### Shift Reassignment Box

## STAY ORGANIZED

» **Access employee information** everywhere you see their name with a single click.

» **Review past schedules** – Use them to create schedule templates for specific events.

» **Import a past schedule** into the current week.

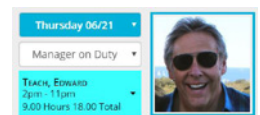
» **Activate Auto-Adjustments** to Assist with Break Monitoring.

» **View and create schedules in various formats** - e.g., position, bar chart, spreadsheet, each with adjustable settings.

» **Use your Favorite Schedule Creation Format** – View schedules in any format, employee, position, timeline graph, etc. **Poster View** is for printing & posting on a wall.

» **Create Employee Pools** to view or schedule certain groups of employees exclusively such as Front of House, Back of House, Servers, Bartenders, etc.

» **Track multiple locations.**

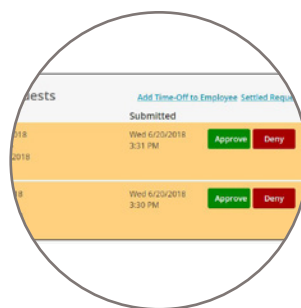


## MANAGE REQUESTS EASILY

» **Online Time-Off, Drop & Trade Requests** – Review and approve online. Schedules are immediately updated.

» **Set time-frames** when time-off requests are not allowed.

» **Modify punches and tips** easily from the Hours Report.



Hours Chart					
Position	Type	Date	Punch Time	Paid Hours	
Cashier	In	06-15-2018	16:59:38	3.18	
	Out		20:10:37		
Cashier	In		20:39:43	1.71	
	Out		22:22:56		
Cashier	In	06-16-2018	16:56:19	3.54	
	Out		20:28:56		
Cashier	In		20:51:17	1.81	
	Out		22:39:55		
Cashier	In	06-17-2018	15:56:03	6.10	
	Out		22:02:20		
Total:				16.34	

My Schedule					
Date	Start Time	End Time	Location	Position	
Tue	6/19 11:00AM	3:00PM	Square	Server	
Wed	6/20 4:00PM	9:00PM	Square	Server	
			Riggers	Server	
Thu	6/21 2:00PM	9:00PM	Square	Server	
Sun	6/24 11:00AM	3:00PM	Square	Server	
Sun	6/24 4:00PM	9:00PM	Riggers	Server	
			Square	Server	
Mon	6/25 11:00AM	3:00PM	Square	Server	
Mon	6/25 4:00PM	9:00PM	Square	Server	

